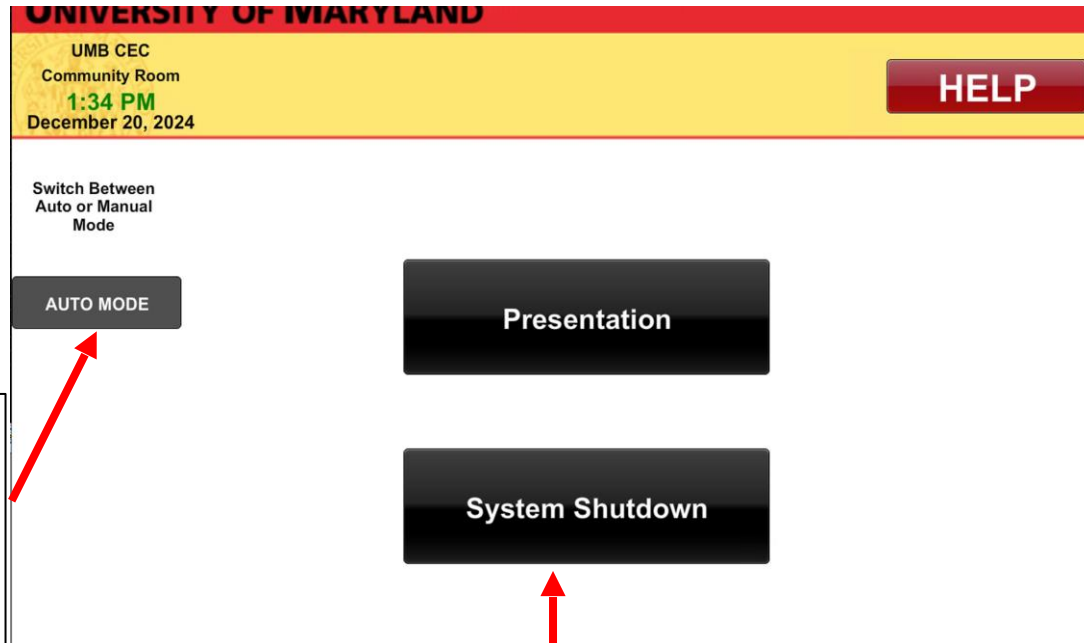


Main Landing Page



Main Page
Touch anywhere to begin using the system.

Startup Page:



System Options:

Auto:

Will start the system and create your first presentation automatically from the room PC.

Manual:

Will start the system without engaging any video presentation.

BOTH modes will allow for custom presentations after startup.

System Options:

Presentation:

Will start the system in Auto or Manual Mode.

Shutdown:

Shutdown and return to splash page.

Basic Room Controls:



Destination Selection
Select a destination to send the selected source to. The active source will be noted below the destination name.

Source Selection
Select a source from the list. You then must select a display to send this source to above.
If the source has control, it will appear in the middle of the screen.

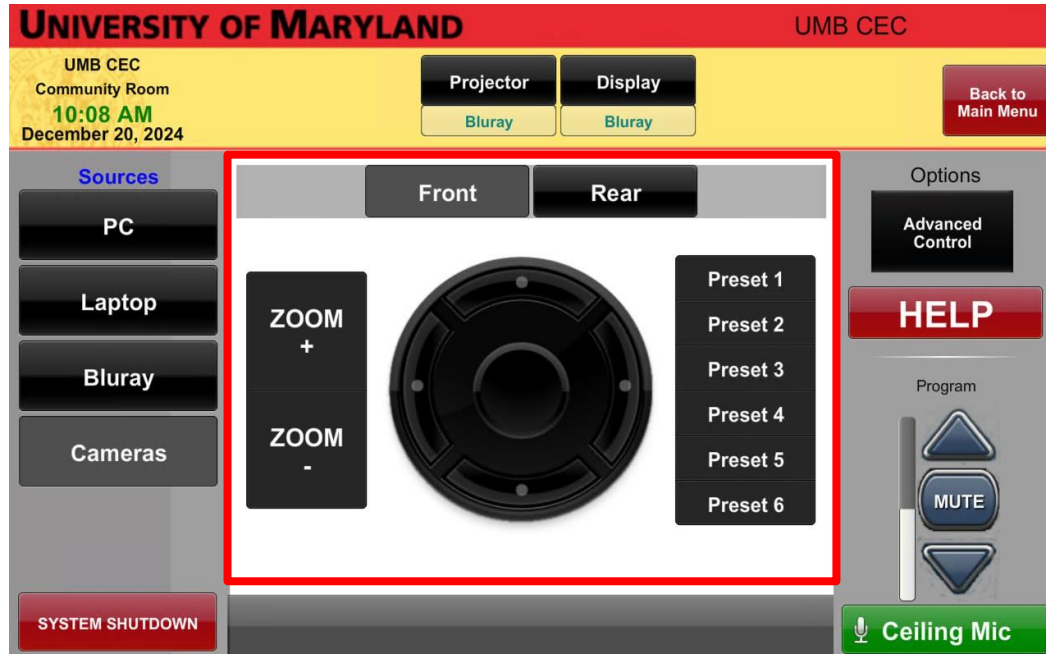
Cameras CAN NOT be sent to displays, however they can be controlled from here.

Advanced Control
Select a to navigate to the Advanced controls. Mic volume and Display power.

Room Volume
Controls the listening level in the room.

System Off
Press to begin shutdown process

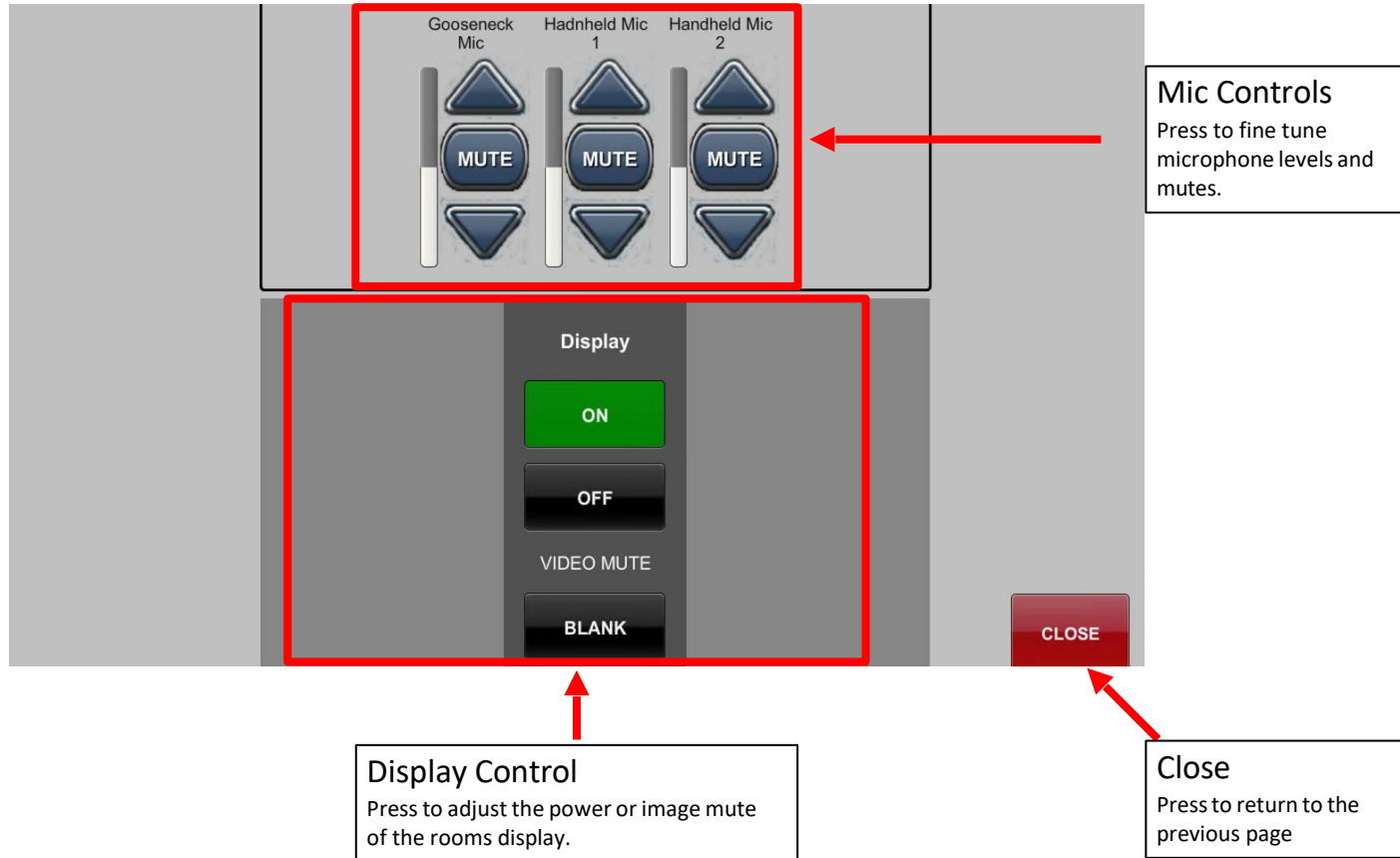
Source Controls



Source Controls

The selected source controls or instructions will appear here when selected on the left side of the interface.

Advanced Controls



Shutdown

Warning:
This operation will shut the projector down
and can not be turned back for
for several minutes.
Are you sure you want to continue

YES will shut down the projector,
NO will return you to the previous page

YES NO



Shutdown Confirmation
Press YES to shut down the rooms AV system.

Press NO to return to the previous control
page